



5020

Get local to long distance in a slide. The new Peli™ 5020 flashlight features flood to spot technology: Flood position projects a wide beam to illuminate your work area and spot beam for a long distance focused beam. When you need extra beam distance, go with the 5020 flashlight. With up to 250 meters of beam distance and up to 586 lumens of LED brightness, you'll have enough light to see past the entire work plant.

- Up to 250m Beam Distance
- Up to 586 Lumens
- 4 modes: High / Medium / Low / Flashing
- 4 AAA Alkaline Batteries



DIMENSIONS

| | |
|--------|-----------------|
| Length | 5.87" (14.9 cm) |
|--------|-----------------|

MATERIALS

| | |
|--------|--------------------------------|
| Body | Aluminum with Type II Anodized |
| O-Ring | NBR |
| Lens | PMMA |
| Shroud | Aluminum with Type II Anodized |

COLOURS

| |
|---------|
| ■ Black |
|---------|

LIGHT SPECS

| | |
|-----------|-----|
| Lamp Type | LED |
|-----------|-----|

POWER






| | |
|-------------------------|-----------------------------|
| Battery Size | AAA |
| Battery Type | Alkaline |
| Battery Quantity | 4 |
| Batteries Included | yes |
| Battery Level Indicator | Full-time battery indicator |
| Volts | 6.0v |

WEIGHT

| | |
|--------------------------|-----------------|
| Weight With Batteries | 7.3 oz (207 gr) |
| Weight Without Batteries | 5.6 oz (159 gr) |

SWITCH

| | |
|-------------|--------------------------------|
| Switch Type | Push Button |
| Light Modes | High / Medium / Low / Flashing |

| FL1 STANDARD | HIGH | MEDIUM | LOW |
|--|---|----------------------|---------------------|
|  | info@peli.com • www.peli.com Document created on 05-09-14 586 LUMENS | 217 LUMENS | 20 LUMENS |
|  | 1h 0mins | 2h 30mins | 27h 0mins |
|  | 250m | 147m | 44m |
|  | 15672cd | 5368cd | 480cd |
|  | IPX8 (1m) | | |

ACCESSORIES