



## 5020

Get local to long distance in a slide. The new Peli™ 5020 flashlight features flood to spot technology: Flood position projects a wide beam to illuminate your work area and spot beam for a long distance focused beam. When you need extra beam distance, go with the 5020 flashlight. With up to 250 meters of beam distance and up to 586 lumens of LED brightness, you'll have enough light to see past the entire work plant.

- Up to 250m Beam Distance
- Up to 586 Lumens
- 4 modes: High / Medium / Low / Flashing
- 4 AAA Alkaline Batteries



### DIMENSIONS

<b>Length</b>	5.87" (14.9 cm)
---------------	-----------------

### MATERIALS

<b>Body</b>	Aluminum with Type II Anodized
<b>O-Ring</b>	NBR
<b>Lens</b>	PMMA
<b>Shroud</b>	Aluminum with Type II Anodized

### COLOURS

■ Black

### LIGHT SPECS

<b>Lamp Type</b>	LED
------------------	-----

### POWER






<b>Battery Size</b>	AAA
<b>Battery Type</b>	Alkaline
<b>Battery Quantity</b>	4
<b>Batteries Included</b>	yes
<b>Battery Level Indicator</b>	Full-time battery indicator
<b>Volts</b>	6.0v

### WEIGHT

<b>Weight With Batteries</b>	7.3 oz (207 gr)
<b>Weight Without Batteries</b>	5.6 oz (159 gr)

### SWITCH

<b>Switch Type</b>	Push Button
<b>Light Modes</b>	High / Medium / Low / Flashing

FL1 STANDARD	HIGH	MEDIUM	LOW
	<a href="mailto:info@peli.com">info@peli.com</a> • <a href="http://www.peli.com">www.peli.com</a> Document created on 08-21-14 <b>586</b> LUMENS	<b>217</b> LUMENS	<b>20</b> LUMENS
	1h 0mins	2h 30mins	27h 0mins
	250m	147m	44m
	15672cd	5368cd	480cd
	IPX8 (1m)		

ACCESSORIES